

# Hy-Lok P Series

## Plug Valves



Catalog No. H-P100  
Nov. 2013

**Rugged Body**  
• is machined from bar stock

**Handle with Arrow**  
• indicates flow direction.  
• allows quick operation with 1/4 turn.  
• requires minimum torque.  
• is available in Black(standard) and colored nylon(option).

**Variety of End Connections**  
• include Hy-Lok tube fittings, Male & Female ISO threads, Male & Female NPT.

**Stainless Steel Retaining Ring**  
• installed in both top & bottom.  
• prevents plug blow out.

**PTFE Coated Viton Seal**  
• is used for maximum service life.  
• is replaceable.

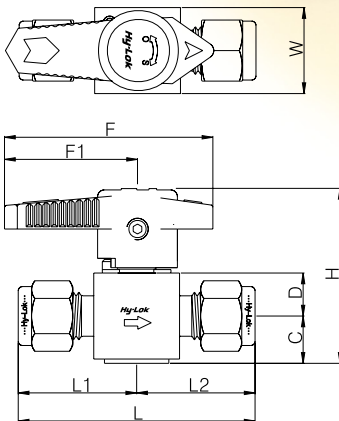
**PTFE Coated Plug**  
• is replaceable.  
• has throttling function.

**Orifice for Cv 1.4 to 7.0**  
• is maximized for minimum pressure drop.

## Features

- **Pressure rating** up to 3000psig(206 bar) @70°F(21°C)
- **Temperature rating** from -10°F to 400°F(-23°C to 204°C) with PTFE coated Viton Seal
- **Small and compact design**
- **Easy maintenance and cleaning**
- **Sizes** available up to 1/2" tube and pipe
- **Body materials** available in 316 stainless steel and brass
- **100% factory tested**

## Table of Dimensions



Series	Basic Part No.		Plug Orifice in (mm)	Cv	End Connection Inlet / Outlet	Dimensions									
	H	M				L	L <sub>1</sub>	L <sub>2</sub>	C	D	H	F	F <sub>1</sub>	W	
P1V	H - 2T		0.172 (4.4)	0.2	1/8 Hy-Lok	50.6	25.3	25.3	12.5	10	41.5	47	30	20	
	M - 2N				1/8 Male NPT	39.4	19.7	19.7							
	F - 2N				1/8 Female NPT	45.2	22.6	22.6							
	H - 4T		1.4	1.4	1/4 Hy-Lok	55.2	27.6	27.6							
	MH- 4N4T				1/4 Male NPT / 1/4 Hy-Lok	51.8	24.2	27.6							
	M - 4N		0.9	0.9	1/4 Male NPT	48.4	24.2	24.2							
	F - 4N				1/4 Female NPT	53.0	26.5	26.5							
	F - 4R				1/4 Female ISO Tapered	56.0	28.0	28.0							
	MF- 4N				1/4 Male / 1/4 Female NPT	50.7	24.2	26.5							
	H - 6M		1.4	1.4	6mm Hy-Lok	55.4	27.7	27.7							
F - 4N		3.6	3.6	1/4 Female NPT	60.4	30.2	30.2								
H - 6T		7.0	7.0	3/8 Hy-Lok	68.4	34.2	34.2								
H - 8T		4.0	4.0	1/2 Hy-Lok	74.0	37.0	37.0								
P2V	M - 8N		0.281 (7.2)	2.3	1/2 Male NPT	68.2	34.1	34.1	17.5	15	57.5	64	39	30	
	F - 8N				1/2 Female NPT	73.2	36.6	36.6							
	F - 8R				1/2 Female ISO Tapered	79.8	39.9	39.9							
	H - 10M		5.7	5.7	10mm Hy-Lok	68.6	34.3	34.3							
	H - 12M		4.3	4.3	12mm Hy-Lok	74.2	37.1	37.1							

All dimensions in millimeters. Dimensions shown with Hy-Lok nuts in finger-tight position, where applicable.



# HY-LOK CORPORATION

© 2000, 2001, 2002, 2003, 2013 HY-LOK CORPORATION all rights reserved

# Plug Valves

# P Series

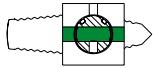
## Material of Construction

Description	Material/ASTM Specification	
	Handle	316 Stainless Steel
Pin	Black Nylon Standard	
Retaining Ring	Stainless Steel	
Plug	TP 316 / A479	Brass
	with PTFE Coated	
O-ring	FKM Standard	
Body	TP 316 / A479	Brass

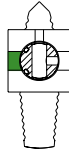
## Pressure / Temperature Rating

Series	Materials	Pressure Rating @70°F(21°C)	Temperature Rating
P1V	SS316 & Brass	3000 psig (206 bar)	-10°F to 400°F (-23°C to 204°C) with PTFE coated Viton Seal.
P2V	SS316	3000 psig (206 bar)	
	Brass	2000 psig (137 bar)	

## Downstream Vent



Open Condition



Closed & Vent Condition

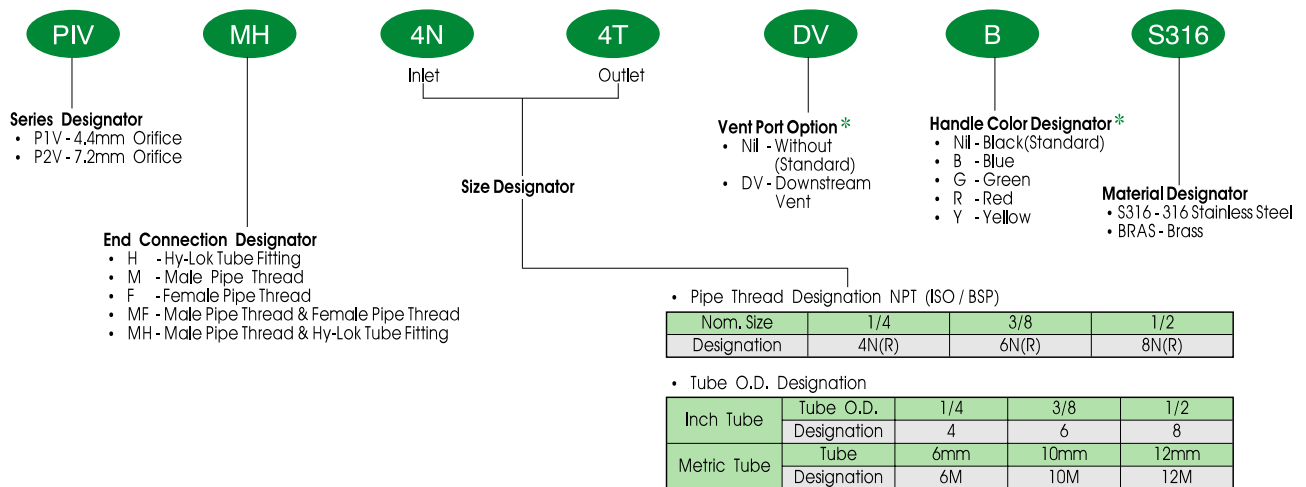
## Testing

Every Valve is factory tested for shut off at 600psig(41 bar)

## Flow Rate

Ordering Number		Cv	Pressure drop Atmosphere(Δp)psi						Ordering Number		Cv	Pressure drop Atmosphere(Δp)psi					
			Air std ft <sup>3</sup> /min. @70°F(21°C)			Water U.S. gal/min. @70°F(21°C)						Air std ft <sup>3</sup> /min. @70°F(21°C)			Water U.S. gal/min. @70°F(21°C)		
Series	Part. No.		10	50	100	10	50	100	Series	Part. No.		10	50	100	10	50	100
P1V	H - 2T	0.2	2.26	6.00	10.64	0.63	1.41	2.00	P2V	F - 4N	3.6	40.68	108.03	191.51	11.38	25.46	36.00
	M - 2N	1.0	11.30	30.01	53.20	3.16	7.07	10.00		H - 6T	7.0	79.09	210.6	372.39	22.14	49.50	70.00
	F - 2N		11.30	30.01	53.20	3.16	7.07	10.00		H - 8T	4.0	45.20	120.03	212.79	12.65	28.28	40.00
	H - 4T	1.4	15.82	42.01	74.48	4.43	9.90	14.00		M - 8N	2.3	25.99	69.02	122.36	7.27	16.26	23.00
	MH- 4N4T		15.82	42.01	74.48	4.43	9.90	14.00		F - 8N		25.99	69.02	122.36	7.27	16.26	23.00
	M - 4N	0.9	10.17	27.01	47.88	2.85	6.36	9.00		F - 8R	25.99	69.02	122.36	7.27	16.26	23.00	
	F - 4N		10.17	27.01	47.88	2.85	6.36	9.00		H -10M	5.7	64.40	171.06	303.23	18.02	40.31	57.00
	F - 4R		10.17	27.01	47.88	2.85	6.36	9.00		H -12M	4.3	48.59	129.03	228.75	13.60	30.41	43.00
	MF - 4N		10.17	27.01	47.88	2.85	6.36	9.00									
	H - 6M	1.4	25.99	69.02	122.36	7.27	16.26	23.00									

## Ordering Information



NOTE \*: No designator is required for standard. e.g. P1V-4T-S316

Distributed by :