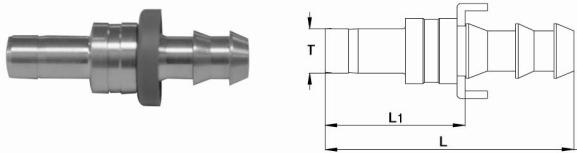


# Hope® Push-On Hose Fittings

- Easy Assembly
- Reusable
- Hy-Lok Tube Adapter
- No Special Tools
- Saves Time and Cost


## Tube Adapter



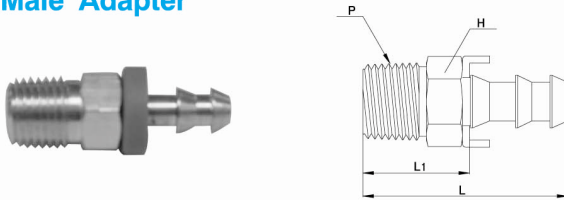
Part Number	Hose Size	T Tube O.D.	L Overall Length	L <sub>1</sub> Cut-off Length
H-POTA 4 - 4	4	1/4"	1.91"	1.15"
H-POTA 6 - 6	6	3/8"	2.02"	1.15"
H-POTA 8 - 8	8	1/2"	2.42"	1.37"
H-POTA 4 - 6M	4	6mm	48.5mm	29.2mm
H-POTA 6 - 10M	6	10mm	51.3mm	29.2mm
H-POTA 8 - 12M	8	12mm	61.5mm	34.8mm

## ASSEMBLY

1. Lubricate fitting with light oil.
2. Push hose onto fitting until hose bottoms into plastic cap.



## Male Adapter





Part Number NPT (ISO R7/1)	Hose Size	P NPT/ISO Pipe Threads	H Hex Flat	L Overall Length	L <sub>1</sub> Cut-off Length
H-POMA 4 - 4N(R)	4	1/4"	9/16"	1.68"	0.92"
H-POMA 6 - 4N(R)	6	1/4"	11/16"	1.80"	0.93"
H-POMA 6 - 6N(R)	6	3/8"	11/16"	1.80"	0.93"
H-POMA 8 - 8N(R)	8	1/2"	7/8"	2.19"	1.15"

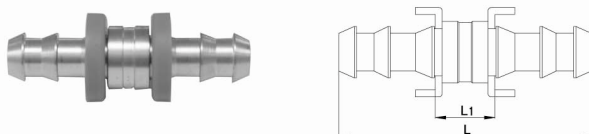


## DISASSEMBLY

1. Slice hose lengthwise from plastic cap to fitting end.
2. Flex hose to expose hose ends. Remove by quickly pulling hose.



## Straig Union



Part Number	Hose Size	L Overall Length	L <sub>1</sub> Cut-off Length
H - POU - 4	4	2.07"	0.55"
H - POU - 6	6	2.25"	0.52"
H - POU - 8	8	2.61"	0.52"

## ■ HOW TO ORDER

Use S316 for 316 Stainless Steel or BRAS for Brass as a prefix to the Part Number.



# HY-LOK CORPORATION